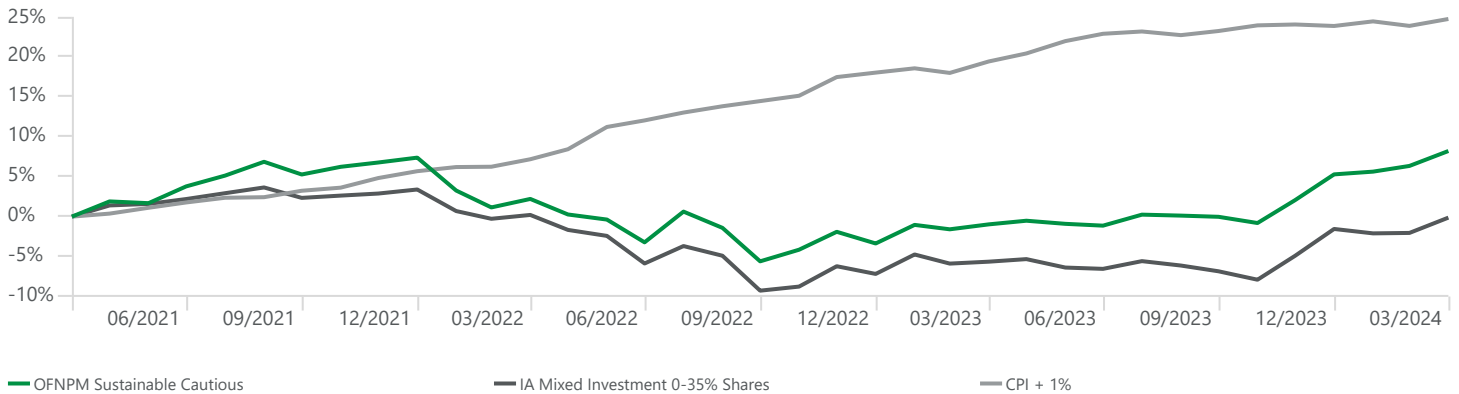


## Performance Since Inception



The historic information is not representative of individual client account performance and is provided for illustrative purposes only. Performance is calculated assuming all income is reinvested and is net of underlying charges and One Four Nine's investment management charge, but gross of platform charges and any ongoing advice fees. Deduction of these will have the result of reducing the illustrated performance. Please refer to your Adviser for details.

### Trailing Returns

	1 Month	3 Months	1 Year	3 Years
OFNPM Sustainable Cautious	1.76%	2.78%	9.27%	8.21%
IA Mixed Investment 0-35% Shares	1.95%	1.44%	5.84%	-0.13%
CPI + 1%	0.70%	0.71%	4.45%	24.73%

### Annualised Returns

	Inception	Volatility	Sharpe
OFNPM Sustainable Cautious	2.67%	6.56%	0.05
IA Mixed Investment 0-35% Shares	-0.04%	6.07%	-0.40
CPI + 1%	7.64%	2.09%	2.10

### Rolling 1 Year Returns

	03/2024	03/2023	03/2022	03/2021	03/2020
OFNPM Sustainable Cautious	9.27%	-3.11%	2.21%	—	—
IA Mixed Investment 0-35% Shares	5.84%	-5.84%	0.21%	12.22%	-3.54%
CPI + 1%	4.45%	11.42%	7.18%	—	—

### Sustainable Investment Philosophy

The Sustainable Portfolios have an objective of Sustainable Development, investing in funds that responsibly use financial and natural resources to enhance long-term human, social, environmental, and economic well-being.

At One Four Nine Portfolio Management (OFNPM) we fundamentally believe that **investors are loss averse, not risk averse**. Our investment philosophy is built around 3 principles:

- 1. Preserve Capital**  
We wish to avoid the permanent loss of capital
- 2. Grow Wealth**  
We measure our success by growing capital faster than the rate of inflation
- 3. Manage Risk**  
We build efficient portfolios. For a given level of risk we maximise return

Each Model Portfolio aims to achieve its objectives through investment in a global multi-asset portfolio consisting of equities, bond, commercial property and other asset classes. Exposure is primarily gained through collective investment schemes (unit trusts, OEICS, investment trusts, ETFs).

### Portfolio Manager

Dr Bevan Blair, the Chief Investment Officer of OFNPM, has over 20 years' experience of building multi-asset portfolios, both in the institutional asset management and wealth management sectors. He has previously worked for WestLB Asset Management, Ingenious Asset Management and Tilney. He has a PhD in Accounting and Finance from Lancaster University, and an MSc in Statistics and Operations Research from Victoria University of Wellington, New Zealand. He has an Erdos number of 6.

### Key Information

**Launch Date:** 31 March 2021

**Benchmark:** UK CPI Plus 1%

**Base Currency:** Sterling

**Yield:** 2.64%

**One Four Nine Fee:** 0.20%

**Underlying Fund Fees:** 0.48%

**Transaction Fees:** 0.10%

**Total Charges:** 0.78%

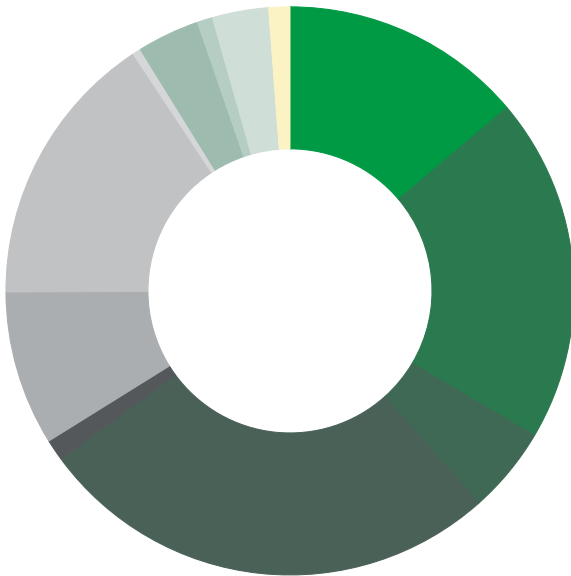
### Cautious Risk Profile and Objective

The Cautious Portfolio aims to deliver a return of UK CPI plus 1% over rolling 5 years.

The Cautious Portfolio is appropriate for an investor, who seeks low volatility of returns and is comfortable having up to around 40% of their portfolio in equities. You are comfortable that in **1 year out of 20** your portfolio could **fall by more than 10% in any one year**. Volatility is typically between 6% and 9% and investors should have a minimum time horizon of 3 years.

## Asset Allocation - OFNPM Sustainable Cautious

Portfolio Date: 31/03/2024

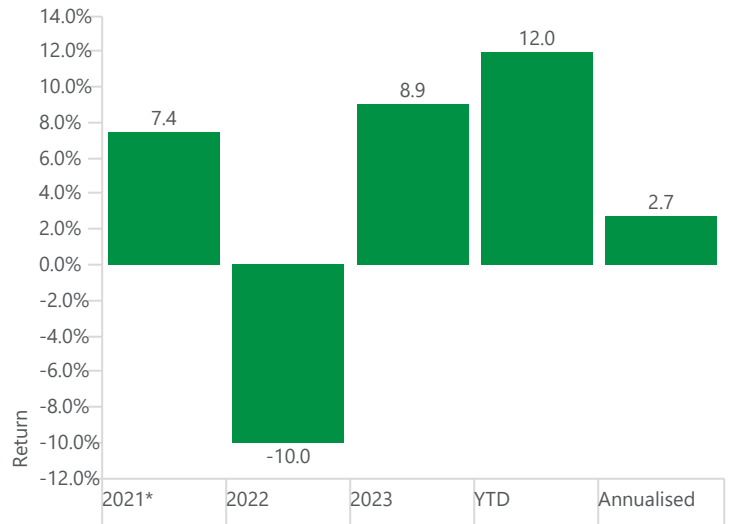


	%
Cash	13.8
UK Gilts	19.7
International Sovereign Bonds	4.9
Investment Grade Corporate Bonds	26.5
High Yield Bonds	1.2
UK Equity	8.8
US Equity	15.8
Japan Equity	0.5
Europe ex UK Equity Europe ex UK Equity Europe ex UK Equity	3.6
Asia Pacific ex Japan Equity	0.9
Global Emerging Equity	3.2
Gold	1.2
<b>Total</b>	<b>100.0</b>

## Top Holdings - OFNPM Sustainable Cautious

	Portfolio Weighting %
Royal London Short Term Money Mkt Y Inc	10.00
Trojan Ethical X Acc	10.00
Vanguard U.S. Govt Bd Idx £ H Dist	8.00
Vanguard UK Govt Bd Idx £ Dist	8.00
Liontrust Sust Fut Corp Bd 2 Grs Inc	7.50
Rathbone Ethical Bond I Inc	7.50
CT UK Social Bond Inst Grs Inc£	6.00
CCLA Better World Global Equity I Acc	5.34
BrownAdv Global Leaders Sust B £ Acc	5.33
Royal London Global Sustainable Eq Z Acc	5.33
	73.00

## Calendar Year Returns Since Inception



\*In the above chart, the data for 2021 is from launch of the model on 31 March 2021 until 31 December 2021

One Four Nine portfolios are managed on a discretionary basis therefore the investment manager may make changes to the investments held without notice. Investors are agreeing to the investment model as recommended by an Adviser and may not be investing into the specific assets included in this factsheet. The factsheet will be updated and made available as soon as is practicable following a change made by the investment manager. Past performance is not a guide to future performance. The value of investments and the income from them may go down as well as up, so you may not get back the amount you invest. The return may increase or decrease as a result of currency fluctuations.

One Four Nine Models are benchmarked against UK CPI and any other benchmark has been displayed for comparative purposes only and is not a benchmark for the Models. Performance figures are net of underlying fund fees and include One Four Nine Portfolio Management's Fee of 0.20%. All model portfolio performance data is sourced from One Four Nine Portfolio Management. All other data is from Bloomberg and Morningstar Direct.

Consideration should be given to whether it is felt that the outcome of any risk assessment is accurate and advice should be sought for factors such as investment objectives, the investment term, attitude to risk, capacity for investment loss and the level of inflation. This illustrative document is intended for investors where advice has been given by Advisers. Models are prepared in accordance with the stated objective and not client circumstances. Information from given sources is taken to be reliable and accurate, which One Four Nine Portfolio Management Limited cannot warrant for accuracy or completeness.

This document does not constitute personal advice. If you are in doubt as to the suitability of an investment please contact your Adviser.

One Four Nine Group Limited is Registered in England No: 11866793. One Four Nine Portfolio Management Limited is registered in England No: 11871594 and is authorised and regulated by the Financial Conduct Authority (FCA) FRN: 931954. One Four Nine ® is a registered trademark.